


# CREATE-A-COLOR DISPLAY #9845



## Display Includes:

- 2 Create-A-Color™ PRO Mixers
- 4 Create-A-Color™ Standard Mixers
- 24 Create-A-Color™ Caulk Cartridges
- Display Rack Board
- Signage
- Color Sample



**Red Devil**

4175 Webb Street • Pryor, OK 74361 • Phone: (800) 423-3845 • [www.reddevil.com](http://www.reddevil.com)

# Create ANY Color Caulk in Minutes!

The Red Devil Create-A-Color™ Caulk Coloring System allows on-the-job coloring of a single tube of Create-A-Color™ Caulk using ordinary latex paint!



A must-have system for painters, decorators, contractors, tile installers, masons, plumbers, wallpaper hangers, and homeowners, this innovative system allows you to match your caulk with the designer colors of today's interiors and exteriors.

No matter what the color, now you can create caulk to match your fixtures, countertops, walls, tile, siding, trim, wallpaper and more! Why settle for the typical caulk colors that may not match? Get the most upscale, custom looks with the Red Devil Create-A-Color™ Caulk Coloring System!

## SYSTEM INCLUDES:

- Choice of mixers: Professional (die cast aluminum) or Standard (sturdy plastic)
- Syringe (for extracting paint)
- Easy-to-follow instruction guide
- Specially formulated tintable caulk base: Create-A-Color™ Caulk (sold separately)

## FEATURES:

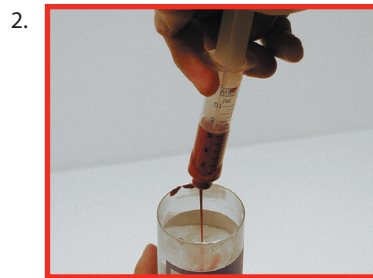
- Tints a single tube of Create-A-Color™ Caulk in minutes with ordinary latex paint
- Portable, quick and convenient
- Saves time and money
- Easy to clean and re-use

\*The Create-A-Color™ Caulk Mixer is designed for use exclusively with Create-A-Color™ Caulk from Red Devil, Inc.

Paint must be purchased separately.



Extract paint.




Insert paint into cartridge.




Fasten mixer and tighten.



Mix 1-2 minutes.



Remove mixer.



Apply caulk.



Red Devil, Inc. • 4175 Webb Street • Pryor, OK 74361  
Phone: (800) 4A-DEVIL • Fax: (918) 825-5761 • [www.reddevil.com](http://www.reddevil.com)